



Vesta's GeoLux collection answers a multitude of design challenges in various ways. Beautiful components are precisely machined from stainless steel and aluminum in popular finishes to give you that modern touch of Elegance. A variety of bracket designs provide for a unique look and mounting flexibility. Further enhancing the collections utility is the optional use of Vesta's Techno tracks for wide spans, as well as the choice of single, double or even multi-tracks for flat panel curtains.

Collection In Brief

AVAILABILITY:

special order 3-4 weeks, no returns



AVAILABLE FINISHES:

B = bronze
G = gold
S = silver
SS = stainless steel

MATERIALS:

aluminum, stainless steel

DIAMETER & BRACKETS:

 $\frac{3}{4}$ "D: bracket required every 3-5 feet
 $1\frac{1}{8}$ "D: bracket required every 5-7 feet

STYLE:

Modern & Contemporary

SHIPPING & ADDITIONAL NOTES:

Tube lengths exceeding 106" will incur significant additional freight charges. The collection's tube splice can be used to achieve longer spans - the required center bracket will help conceal the resulting seam.

ABBREVIATION KEY:

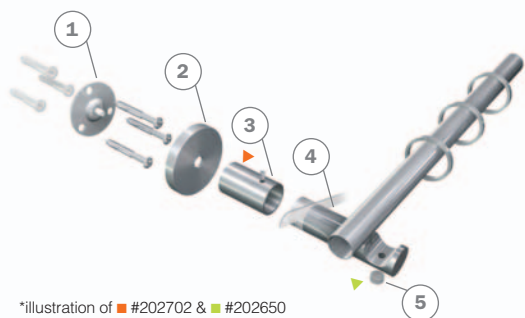
D = diameter
H = height
L = length
P = projection
W = width
ID = inside diameter
OD = outside diameter

GeoLux

COMPONENT SPOTLIGHT

The illustration at left displays how to use this collection's Lux bracket base (3) in conjunction with the Lux bracket. The bracket base should be used at times when you need a shorter projection from the wall. The wall plate (1) extends a threaded piece through the face plate (2) of the bracket for the bracket base to attach to. The regular stem (4) of the Lux bracket can then be cut to customize a projection. The stem slides into the bracket base and is fixed there by a set screw. The Lux screw cover (5) can be used to conceal the bracket's indentation and screw hole.

1. wall plate
2. face plate
3. Lux bracket base
4. stem
5. Lux screw cover



*illustration of  #202702 &  #202650

Availability: special order 3-4 weeks, no returns | **Available Finishes:** B, G, S, SS | **Materials:** aluminum, stainless steel

FINIALS




End Cap
▲ #201300 - 7/8"W, 5/8"L
*shown in stainless steel (SS)




Cylinder notched
▲ #201312 - 1 1/16"W, 3 3/8"L
*shown in stainless steel (SS)




Ellipse notched
▲ #201314 - 1 1/8"W, 3 3/8"L
*shown in gold (G)



Frustrum notched
▲ #201315 - 1 1/8"W, 3 1/8"L
*shown in bronze (B)




Cylinder
▲ #201320 - 1 3/8"W, 2 3/4"L
*shown in stainless steel (SS)



Sphere
▲ #201321 - 1 9/16"W, 2 1/2"L
*shown in silver (S)



Cone
▲ #201322 - 1 9/16"W, 2 1/8"L
*shown in gold (G)



Frustrum
▲ #201323 - 1 9/16"W, 2 1/8"L
*shown in bronze (B)

BRACKETS & ACCESSORIES



Lux short wall bracket
▲ #202406 - 1 7/8"W, 2 9/16"P

*use a screw cover ■ #202650 to conceal the Lux bracket's indentation and screw hole



Lux long wall bracket
▲ #202412 - 1 7/8"W, 4 3/4"P



Lux double wall bracket
▲ #202512 - 1 7/8"W, 2 9/16" & 4 3/4"P



Lux bracket extension
▲ #202603
1 1/16"W, 1 3/8"L




Lux screw cover
▲ #202650
5/16"W



Lux bracket base
▲ #202702
7/8"W, 1 1/8"L

*refer to illustration on pg. 22



*illustration of Lux bracket using bracket extension ■ #202603 & screw cover ■ #202650



Geo short wall bracket
▲ #202410 - 1 7/8"W, 4"P



Geo long wall bracket
▲ #202415 - 1 7/8"W, 6"P



Geo bracket extension
#902605 - 9/16"W, 2"L



Inside Mount
▲ #202007 - 1 5/8"W, 1"L

bronze (B) gold (G) silver (S)



Aluminum Tubing
▲ #208060 - 3/4"D

*sold by the foot but may be cut to specified lengths, no charge



Stainless Steel Tubing
▲ #218110 - 3/4"D

*sold by the foot but may be cut to specified lengths, no charge



Tube Splice
▲ #198181 - 3/4"D, 3 3/4"L



Rail/Tube Connector
▲ #209705 - 3/4"D
*adjusts 90° to 180°



Flat Ring
▲ #206257
1 1/8"ID, 1 1/4"OD



Ring Clip
#909100

Availability: special order 3-4 weeks, no returns | **Available Finishes:** B, G, S, SS | **Materials:** aluminum, stainless steel

FINIALS



End Cap
▼ #281300 - 1 1/4"W, 3/4"L
*shown in stainless steel (SS)



Cone notched
▼ #281322 - 1 7/8"W, 3"L
*shown in gold (G)



Half Sphere notched
▼ #281320 - 1 7/8"W, 2"L
*shown in bronze (B)



Frustrum notched
▼ #281323 - 1 1/16"W, 4 1/4"L
*shown in stainless steel (SS)

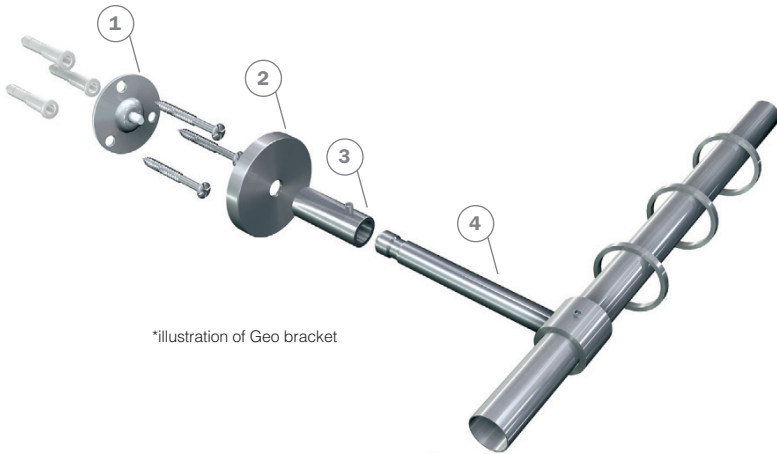


Sphere notched
▼ #281321 - 1 7/8"W, 3"L
*shown in silver (S)



Ellipse notched
▼ #281324 - 1 1/16"W, 4 3/8"L
*shown in stainless steel (SS)

BRACKETS & ACCESSORIES



*illustration of Geo bracket

COMPONENT SPOTLIGHT

The illustration above represents this collection's Geo bracket. The wall plate (1) extends a threaded piece through the face plate (2) which then attaches to the bracket base (3). The notched stem (4) of the bracket slides into the bracket base and is held in place by a set screw. Tubing is held firmly in place through the use of a set screw as well. This bracket can be used in a ceiling installation as long as you don't cut the stem to create a custom projection (thus losing the notched area).

- 1. wall plate
- 2. face plate
- 3. bracket base
- 4. stem



Geo short wall bracket
▼ #282410 - 1 7/8"W, 5"P



Geo long wall bracket
▼ #282415 - 1 7/8"W, 8"P



Geo bracket extension
#902605 - 3/16"W, 2"L



Inside Mount
▼ #282007 - 2"W, 1 1/4"L

bronze (B) gold (G) silver (S)



Aluminum Tubing
▼ #288060 - 1 1/8"D

*sold by the foot but may be cut to specified lengths, no charge



Stainless Steel Tubing
▼ #288110 - 1 1/8"D

*sold by the foot but may be cut to specified lengths, no charge



Tube Splice
▼ #288090 - 1 1/8"D, 6"L



Rail/Tube Connector
▼ #289705 - 1 1/8"D
*adjusts 90° to 180°



Flat Ring
▼ #286257
1 3/4"ID, 1 7/8"OD



Ring Clip
#909100

Availability: special order 3-4 weeks, no returns | **Available Finishes:** B, G, S, SS | **Materials:** aluminum, stainless steel

SPECIALTY HARDWARE FOR GEOLUX / TECHNO TRACK


Vesta's Techno Track (pg. 62-63) may be used with the below illustrated specialty GeoLux ceiling and wall brackets

▲ color/shape indicates compatibility with 3/4"D tubing
▼ color/shape indicates compatibility with 1 1/8"D tubing

Geo Techno
short wall bracket
▲▼ #902440 - 1 7/8"W, 4"P
▲▼ #902442 - 1 7/8"W, 5"P


Geo Techno
long wall bracket
▲▼ #902445 - 1 7/8"W, 6"P
▲▼ #902450 - 1 7/8"W, 8"P

Geo Techno
double wall bracket
▲▼ #902550 - 1 7/8"W, 4" & 6"P
▲▼ #902555 - 1 7/8"W, 5" & 8"P




Geo Combo
wall bracket
▲ #202515 - 1 7/8"W, 4" & 6"P
▼ #282515 - 1 7/8"W, 5" & 8"P

Geo Combo
support collar
▲ #202707 - 3/4"ID
▼ #282707 - 1 1/8"ID



Lux Techno
multi wall bracket
▲ #202532 - 1 7/8"W, to 4 3/4"P

Lux Combo
combination wall bracket
▲ #202542 - 1 7/8"W, to 3 3/4", 4 3/4"P



*for use with 3/4" track only (208080)


Ceiling Bracket
short
▲▼ #902491 - 9/16"W, to 5/8"L

Ceiling Bracket
long
▲▼ #902493 - 9/16"W, to 1 3/8"L

Wall Plate
for ceiling bracket
▲▼ #901310 - 1 3/8"W

GEOLUX FINISHES

bronze (B)
gold (G)
silver (S)
stainless steel (SS)



TECHNO FINISHES

antique brass (AB)
brushed brass (BB)
satin aluminum (SA)
brushed nickel (BN)

Aluminum Techno Track

▲ #208080 - 3/4"D
▼ #288080 - 1 1/8"D

*sold by the foot but may be cut to specified lengths, no charge



Glider Hook long
#906839



Glider Hook short
#906840



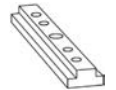
Roller Glide small
▼ #906522 - 1/2"P
*for 1 1/8"D track only



Roller Glide large
▼ #906520 - 3/4"P
*for 1 1/8"D track only



Track Stop
#908992



Track Connector
#908993

Disc Tieback
#903808 - 1 1/2"W, 3 1/2"P

Tieback Extension
#903176 - 3 1/8"L



Wand #966100 - 39"L #966125 - 49"L #966150 - 59"L