



With a collection name taken from the French, Brise Bise means “a light breeze”. And that’s what comes to mind when you think of this solid brass, traditional hardware line. With the inclusion of telescoping sash rods, this product group proves itself a solution for any lightweight window treatment challenge. All items are in-stock for quick shipping.

COLLECTION NOTES:

Vesta recommends additional brackets every 4-5 feet with this collection to properly support the weight of your treatment. For the purpose of quoting, we loosely figure 4 rings per foot - your drapery workroom can provide a more accurate quantity. Tube lengths exceeding 120" will incur significant additional freight charges.

ABBREVIATION KEY:

D = diameter
H = height
L = length
P = projection
W = width
ID = inside diameter
OD = outside diameter

AVAILABLE FINISH:

PB = polished brass

AVAILABILITY:

in-stock, typically ships within 24-48 hours

MATERIALS:

brass

PRODUCT FAMILY:

◆ Symphony in Brass

SEE IT OR SHOW IT ONLINE AT:

www.vesta.com/sb-bb.html

brise bise collection

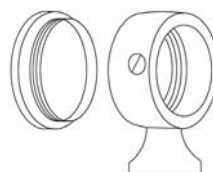
Regency



COMPONENT SPOTLIGHT

Featured below is this collection’s sash bracket. The bracket is shipped with a cap that threads into the bracket for cleanly finishing off a treatment without requiring a finial.

part no. 162070




brise bise collection

5/8" diameter
bracket required every 4 - 5 feet

Vesta Inc · 109 Welpine Ridge Road · Pendleton, SC 29670 · 800.638.3782 voice · 864.225.0228 fax · www.ivesta.com

Availability: in-stock, typically ships within 24-48 hours | **Available Finish:** PB | **Material:** brass | **Product Family:** Symphony in Brass


FINIALS




- A. Regency**
#161020
1 1/4"D, 1"L
- B. Louis XV**
#161090
7/8"D, 1 5/8"L
- C. Barock**
#161030
1 1/8"D, 1 3/4"L
- D. Ball**
#161070
1 1/8"D, 1 1/2"L
- E. Louis XVI**
#161100
7/8"D, 1 1/2"L

TUBING

*will cut to your specifications



Brass Tubing
#168000 - 5/8"D



Reeded Tubing
#168020 - 5/8"D



Roped Tubing
#168030 - 5/8"D

BRACKETS



Sash Bracket
#162070
5/8"D, 3/4"P



Wall Bracket
#162060
1 1/4"D, 2 1/4"P



Inside Mount
#162000
1 1/2"D, 7/8"L



Contempo
#162950 - 1 1/2"D, 4"P

ACCESSORIES



Tube Splice
#168090W - 5/8"D, 4"L



End Cap
#161000 - 3/4"D, 1/2"L



Ring w/eye
#166011 - 7/8"ID, 1 1/8"OD
#206011 - 1 1/8"ID, 1 1/2"OD



Ring hollow w/clip
#166030 - 1"ID, 1 3/8"OD

brise bise sash rod collection

- F. #100800**
telescoping sash rod - includes brackets
3/8"D, 32" - 40"L
- G. #070800**
telescoping sash rod - includes L-hooks
1/4"D, 24" - 40"L
- H. #022404**
hexagonal telescoping sash rod - includes L-hooks
1/4"D, 16" - 23"L
- #022406**
hexagonal telescoping sash rod - includes L-hooks
1/4"D, 24" - 31"L
- I. #022394**
flat telescoping sash rod
5/16"W, 16" - 23"L
- #022396**
flat telescoping sash rod
5/16"W, 24" - 31"L

