



modern classics collection

Vesta's Modern Classics collection features uncompromising designs ranging from simple to richly elegant. An unyielding commitment to craftsmanship is showcased in this product line which is available in five traditional finishes. The appeal of $\frac{3}{4}$ " and $1\frac{1}{8}$ " tubing diameters adds to the overall beauty and versatility of this collection.

COLLECTION NOTES:

Vesta recommends additional brackets every 4-5 feet with this collection's $\frac{3}{4}$ "D tubing and every 5-7 feet with the $1\frac{1}{8}$ "D tubing to properly support the weight of your treatment. For the purpose of quoting, we loosely figure 4 rings per foot - your drapery workroom can provide a more accurate quantity. Tube lengths exceeding 120" will incur significant additional freight charges. The collection's tube splice can be used to achieve longer spans - the required center bracket will help conceal the resulting seam.

ABBREVIATION KEY:

D = diameter
H = height
L = length
P = projection
W = width
ID = inside diameter
OD = outside diameter

AVAILABLE FINISHES:

AB = antique brass
BB = brushed brass
BN = brushed nickel
PB = polished brass
PC = polished chrome

AVAILABILITY:

special order 3-4 weeks, no returns

MATERIALS:


brass

PRODUCT FAMILY:

◆ Elegance en Vogue

SEE IT OR SHOW IT ONLINE AT:

www.ivesta.com/eev-mc.html



COMPONENT SPOTLIGHT

Featured at left is this collection's Traverse rings and brackets. When your window design calls for a long, single-way draw, the notched brackets used in conjunction with the "C" rings, allow unfettered access across the entire length of tubing. The projection of the Traverse bracket matches the Contempo bracket thus making them compatible. Contempo brackets should be used on the both ends with Traverse brackets being used for interior support.

bracket part no. 202954, 282954
 ring part no. 206112, 286112

modern classics collection

3/4"
diameter
bracket required every 4 - 5 feet

1 1/8"
diameter
bracket required every 5 - 7 feet


Vesta Inc · 109 Welpine Ridge Road · Pendleton, SC 29670 · 800.638.3782 voice · 864.225.0228 fax · www.ivesta.com

25

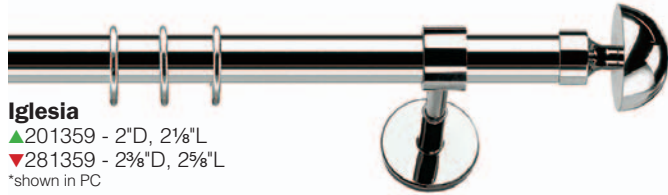
Availability: special order 3-4 weeks, no returns | **Available Finishes:** AB, BB, BN, PB, PC | **Materials:** brass | **Product Family:** Elegance en Vogue

FINIALS

▲ color/shape indicates compatibility with 3/4"D tubing
▼ color/shape indicates compatibility with 1 1/8"D tubing



Arcadia
▲201362 - 2"D, 3"L
▼281362 - 2 3/8"D, 3 3/8"L
*shown in PB



Iglesia
▲201359 - 2"D, 2 1/8"L
▼281359 - 2 3/8"D, 2 5/8"L
*shown in PC



Orione
▲201356 - 2"D, 2 5/8"L
▼281356 - 2 3/8"D, 3 1/8"L
*shown in BN



Pegaso
▲201335 - 1 3/8"W, 4"L
▼281335 - 2"W, 5 1/8"L
*shown in AB



Nebula
▲201340 - 1 1/2"W, 3 3/4"L
▼281340 - 1 7/8"W, 5 1/4"L
*shown in BB




Medusa
▲201330 - 1 5/8"D, 1 7/8"L
▼281330 - 2 1/4"D, 2 1/2"L
*shown in PC

TIEBACKS



Iglesia
#903360 - 2"D, 4 3/8"P



Orione
#903357 - 2"D, 4 3/4"P



Medusa
#903361 - 2 1/2"W, 3 1/2"P



Pegaso
#903366 - 2 3/4"W, 3 1/2"P

BRACKETS & ACCESSORIES



Contempo
wall bracket
▲202950 - 1 7/8"D, 4 3/4"P
▼282950 - 2 3/8"D, 5 7/8"P
bracket extension
▲209952 - 2 3/8"L
▲209954 - 4 3/4"L
▼289952 - 2 3/8"L
▼289954 - 4 3/4"L

*may be used as a ceiling bracket unless stem has been cut to create a custom projection



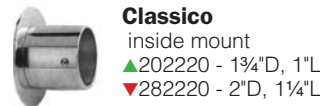
Contempo
double wall bracket
▲202952 - 1 7/8"D, 4 3/4" & 7 3/8"P
▼282952 - 2 3/8"D, 5 7/8" & 8 3/4"P



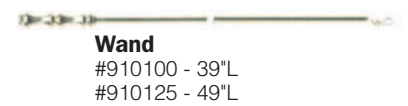
Moderno
wall bracket
▲202408 - 1 1/4"D, 3 1/8"P
▼282408 - 2 1/8"D, 3 1/8"P
bracket extension
▲209402 - 1 9/16"L
▲209404 - 3 1/8"L
▼289402 - 1 9/16"L
▼289404 - 3 1/8"L



Moderno
double wall bracket
▲202428 - 1 1/4"D, 3 1/8" & 6 1/4"P
▼282428 - 2 1/8"D, 3 1/8" & 6 1/4"P



Classico
inside mount
▲202220 - 1 3/4"D, 1"L
▼282220 - 2"D, 1 1/4"L



Wand
#910100 - 39"L
#910125 - 49"L



Brass Tubing
▲208000 - 3/4"D
▼288000 - 1 1/8"D

*sold by the foot but may be cut to specified lengths, no charge



Tube Connector
▲209229 - 3/4"D, 1 1/2"L
▼289229 - 1 1/8"D, 1 1/16"L



Tube Splice
▲208090 - 3/4"D, 6"L
▼288090 - 1 1/8"D, 6"L



End Cap
▲201240 - 7/8"D, 1/2"L
▼281240 - 1 1/4"D, 3/4"L

*adjusts 90° to 180°



Ring w/clip
▲206125 - 1 1/8"ID, 1 3/8"OD
▼286125 - 1 3/8"D, 1 3/4"OD



Ring w/eye
▲206127
1 1/8"ID, 1 3/8"OD



Ring w/eye & insert
▼286127
1 1/2"ID, 2"OD

TRAVERSE ITEMS

use brackets AND rings together to create long-span, single-pull, uninterrupted window treatments



Traverse Contempo - center support
▲202954 - 1 7/8"D, 4 3/4"P
▼282954 - 2 3/8"D, 5 7/8"P

Traverse Ring w/eye
▲206112 - 1 1/8"ID, 1 3/8"OD
▼286112 - 1 3/8"D, 1 3/4"OD

