



**ONA DRAPERY COMPANY INC.**

5320 Arapahoe Avenue.

Boulder, CO. 80303

Phone: (800) 231-4025 / 303-442-8755

Fax: (888) 231-4026 / (303) 786-7159



**WROUGHT IRON**

**Classic Collection**

**Effective June 15<sup>th</sup>, 2007**

**TABLE OF CONTENTS:**

WROUGHT IRON RODS ..... 2

SCROLL ROD WITH PEGS ..... 4

WINDOW CRANES ..... 4

BATONS..... 4

WROUGHT IRON RINGS ..... 5

WROUGHT IRON BRACKETS ..... 6

WROUGHT IRON FINIALS FOR 1/2" RODS ..... 9

WROUGHT IRON FINIALS FOR 3/4" & 1" RODS ..... 12

CRYSTAL FINIALS & TIEBACKS FOR 3/4" & 1" RODS ..... 16

WROUGHT IRON FINIALS FOR 1 5/8" RODS ..... 17

TIEBACKS, SWAG HOLDERS, HOOKS & PEGS ..... 19

ROSETTES ..... 21

LARGE ROSETTES AND CENTERPIECES ..... 24












SAMPLES..... 25

# WROUGHT IRON RODS

All Wrought Iron rods are cut exactly to the length you specify. The following rod styles and sizes are available.

**Note:** There is a five foot minimum charge on all rods.

*Rod sections are shown actual size.*

<p><b>½" Round</b> (<i>bracket required every 60"</i>)</p> 	<p><b>½" Twist</b> (<i>bracket required every 60"</i>)</p> 
<p><b>½" Square</b> (<i>bracket required every 60"</i>)</p> 	<p><b>½" Square Hammered</b> (<i>bracket required every 60"</i>)</p> 
<p><b>¾" Round</b> (<i>bracket required every 72"</i>)</p> 	<p><b>¾" Round Hammered</b> (<i>bracket required every 72"</i>)</p> 
<p><b>1" Round</b> (<i>bracket required every 108"</i>)</p> 	<p><b>¾" Twist</b> (<i>bracket required every 72"</i>) (Use 1½" i.d.rings or larger. 1" i.d. rings will <u>not</u> work.)</p> 
<p><b>1" Square</b> (<i>bracket required every 108"</i>)</p> 	<p><b>1" Square Hammered</b> (<i>bracket required every 108"</i>) (This rod is difficult to traverse. 2" rings are recommended.)</p> 
<p><b>1 5/8" Round</b> (<i>bracket required every 108"</i>)</p> 	

# WROUGHT IRON RODS



## Miter Cut with Adjustable Joint

- The best solution for 1" or 1 5/8" bay and corner rods.
- Adjustable joint available with 1" and 1 5/8" rods only.
- Provides the cleanest look.
- Rod ends will be miter cut to the angle you specify.
- Set screws on backside of rod tighten to join rod together as one piece.
- Specify wall angles and backwall measurements. We will make the necessary deductions.
- Adjustable brackets are recommended.



## Splice

*We can ship rods up to 118" in one piece with standard shipping service. For rods longer than 118" we recommend splicing. If you require a one piece rod longer than 118" please call for a freight quote.*

- Specify overall rod length and indicate location of splice if other than center.
- A bracket must be used at each splice point for support.



## Miter Cut Only

- Recommended when butting 1/2" or 3/4" rods together.
- Please specify wall angles and backwall measurements.
- Adjustable brackets recommended.



## Miter Cut & Weld

- Recommended for 1/2" or 3/4" rods.
- Specify wall angles and backwall measurements.
- Adjustable brackets recommended.
- Freight shipment may be required.



## Heat and Bend

- Available for 1/2" or 3/4" rods.
- Forms a smooth curve for returns and bay angles.
- Specify wall angles and backwall measurements.
- Adjustable brackets recommended.
- Freight shipment may be required.

## Continuously Curved Rods



- For Bow or Arched windows.
- Available for all rod styles.
- Please fax request for quote.
- Template is required.
- Rings or tabs can be welded to rod.
- Adjustable brackets are recommended.
- Freight shipment may be required.

# SCROLL ROD WITH PEGS

Scroll Rod with Pegs



**NEW!**

- Specify length tip to tip (up to 60" maximum).
- Specify peg spacing (5" is typical)
- 2 concealed round swivel base brackets are included and serve as the first attachment points for treatments.
- Custom curving available per quote (template required).

# WINDOW CRANES

Window Crane

*(Vertical Base (VB) Corona finial shown)*



Window Crane

*(Horizontal Base (HB) Oasis finial shown)*



- Available in 1/2" rod styles (1/2" round is standard) up to 36". Will support up to 8 lbs.
- Also available in 3/4" round up to 36". Will support up to 15 lbs.
- Specify rod length between finial and hinge.
- Specify finial style.
- Base is 1 1/2" x 3 1/2".
- Projection to rod center is 1 1/2" (Custom projection available for additional charge.)
- Specify vertical (VB) or horizontal base (HB) when ordering.

# BATONS

Baton

*(Standard baton includes hammered end)*



Baton

*(Shown with welded "Plumbum" finial)*



- Designed to facilitate opening and closing drapery panels.
- Made of 1/2" round iron.
- Specify length (36", 48" and 60" are most common).
- Hammered end is standard.
- Welded finial is available for an additional charge. Please specify finial style.
- Designed to clip on to the body of the lead ring of the drapery panel (not the eyelet).

***We recommend the following rings for use with our batons. We do not recommend using clip rings with batons.***

Rod diameter	1/2" all	3/4" round	3/4" twist	1" round	1" square	1" square hammered	1 5/8" round
Recommended ring	1" eyelet	1 1/2" eyelet	1 1/2" eyelet	1 1/2" eyelet	2" eyelet	2" eyelet	2 1/2" eyelet

# WROUGHT IRON RINGS

Wrought Iron Rings are sold individually. All sizes indicated are inside diameter (i.d.). Eyelet rings are recommended for most applications. Eyelets measure approximately 3/8" i.d.. Clip rings are recommended for light weight treatments only.



**3" ring with eyelet**

*Provides a dramatic appearance.*

- 3" (i.d.) X 5/16" thick.
- Measures 3 1/4" from top of rod to top of eyelet.



**2 1/2" ring with eyelet**

- 2 1/2" (i.d.) X 1/4" thick.
- Measures 2 3/4" from top of rod to top of eyelet.



**2" ring with eyelet**

*Most popular choice for 1 5/8" rods.*

- Fits 1 5/8" and smaller rods.
- 2" (i.d.) X 1/4" thick.
- Measures 2 1/4" from top of rod to top of eyelet.



**1 1/2" ring with eyelet**

*Most popular choice for 1" rods.*

- Fits all 1" and smaller rods.
- 1 1/2" (i.d.) X 1/4" thick.
- Measures 1 3/4" from top of rod to top of eyelet.



**1" ring with eyelet**

*Most popular choice for 1/2" rods.*

- Fits 1/2" and 3/4" round rods.
- Will not fit 3/4" twist rods.
- 1 1/2" (i.d.) X 3/16" thick.
- Measures 1 1/4" from top of rod to top of eyelet.



**2" ring with clip**

- Recommended for light weight treatments only.
- Not recommended for use with batons.
- 2" (i.d.) X 3/16" thick.
- Measures 3" from top of rod to top of clip opening.



**1" ring with clip**

- Recommended for light weight treatments only.
- Not recommended for use with batons.
- 1" (i.d.) X 3/16" thick.
- Measures 2" from top of rod to top of clip opening.














**"S" ring**

*Allows use of grommets panels.*

- Fits all 1" and smaller rods.
- 1 1/2" (i.d.) X 1/4" thick.
- Measures 3" from top of rod to inside of hook.

# WROUGHT IRON BRACKETS

Wrought Iron brackets are sold individually. All brackets will be made to coordinate with the rod size and style ordered. Most brackets are drop in style and feature a set screw that securely locks the rod in place after installation. Standard projection is 3 ½". Custom and adjustable projections are available. **Projection is measured from the wall to the center of the rod.** Touch up paint is included to match screw heads if alternate mounting hardware is required.

 <p><b>Standard</b> Standard style brackets are clean and simple. A great choice for most applications.</p> <ul style="list-style-type: none"> <li>• 3 ½" projection.</li> <li>• Base is 1" x 4".</li> </ul>	 <p><b>Custom</b></p> <ul style="list-style-type: none"> <li>• Specify projection up to 6".</li> <li>• Base is 1" x 4".</li> <li>• Specify Base height if other than 4".</li> </ul>  <p><b>Custom / Brace</b></p> <ul style="list-style-type: none"> <li>• A welded brace is required for projections over 6" for an additional charge.</li> <li>• Base is 1" x 4".</li> </ul>	 <p><b>Adjustable</b></p> <ul style="list-style-type: none"> <li>• Adjusts from 3" – 4 ¼".</li> <li>• Recommended for use with bay and curved rods, or with returns.</li> <li>• Base is 1" x 4".</li> </ul> <p><b>Custom Adjustable</b></p> <ul style="list-style-type: none"> <li>• Custom adjustable projection available for an additional charge.</li> <li>• Specify projection.</li> </ul>	 <p><b>Double</b></p> <ul style="list-style-type: none"> <li>• Base is 1" x 4".</li> <li>• Projection is 3" &amp; 6".</li> </ul>  <p><b>Double Staggered</b> <i>Provides a unique look!</i></p> <ul style="list-style-type: none"> <li>• Base is 1" x 4".</li> <li>• Projection is 3" &amp; 6".</li> <li>• For rods up to 1", under rod bracket is 2 ½" below the over rod bracket.</li> <li>• For 1 5/8" rods, under rod bracket is 3 3/8" below the over rod bracket.</li> </ul>
 <p><b>Vertical Base (VB)</b> Vertical base brackets feature a decorative base and provide for a solid installation.</p> <ul style="list-style-type: none"> <li>• 3 ½" projection.</li> <li>• Base is 1 ½" x 3 ½".</li> </ul>	 <p><b>Custom Vertical Base (VB)</b></p> <ul style="list-style-type: none"> <li>• Specify projection up to 6".</li> <li>• Base is 1 ½" x 3 ½".</li> </ul>  <p><b>Vertical Base (VB) / Brace</b></p> <ul style="list-style-type: none"> <li>• A welded brace is required for projections over 6" for an additional charge.</li> <li>• Base is 1 ½" x 3 ½".</li> </ul>	 <p><b>Adjustable Vertical Base (VB)</b></p> <ul style="list-style-type: none"> <li>• Adjusts from 3" – 4 ¼".</li> <li>• Recommended for use with bay and curved rods, or with returns.</li> <li>• Base is 1" x 4".</li> <li>• Base is 1 ½" x 3 ½".</li> </ul> <p><b>Custom Adjustable Vertical Base (VB)</b></p> <ul style="list-style-type: none"> <li>• Custom adjustable projection available for an additional charge.</li> <li>• Specify projection.</li> </ul>	 <p><b>Double Vertical Base (VB)</b></p> <ul style="list-style-type: none"> <li>• Base is 1 ½" x 3 ½".</li> <li>• Projection is 3" &amp; 6".</li> </ul>

# WROUGHT IRON BRACKETS



## Horizontal Base (HB)

*Horizontal base brackets feature a decorative base. They can be used as a low profile center support when mounting space is limited.*

- 3 ½" projection.
- Recommended as a center support only.
- Not recommended for use with heavy treatments.
- Base is 1 ½" x 3 ½".



## Custom

### Horizontal Base (HB)

- Specify projection up to 6".
- Recommended as a center support only.
- Not recommended for use with heavy treatments.
- Base is 1 ½" x 3 ½".



## Adjustable

### Horizontal Base (HB)

- Adjusts from 3" – 4 ¼".
- Recommended as a center support only.
- Not recommended for use with heavy treatments.
- Recommended for use with bay rods or returns.
- Base is 1 ½" x 3 ½".

### Custom Adjustable Horizontal Base (HB)


- Custom adjustable projection available for an additional charge.
- Specify projection.



## Double

### Horizontal Base (HB)

- Recommended as a center support.
- Not recommended for use with heavy treatments.
- Base is 1 ½" x 3 ½".
- Projection is 3" & 6".



## Café

*Provides a delicate look for lighter treatments.*


- For ½" rods only.
- Base is ½" x 2".
- 1 ½" projection to rod center.
- Not recommended for use with heavy treatments.



## Tapestry


- Base is 1" x 4".
- Provides ½" clearance to back of rod.

*Caution! Some finials & rings may require more clearance. Please call if unsure.*



## Swivel Base

- Adjusts from 3" – 4 ¼".
- Base is 1 ½" x 3 ½".
- Base swivels for alignment when using arched rods.
- Recommended for use with arch top rods.
- Custom adjustable projection available for an additional charge.
- Not recommended for use with heavy treatments.



## Round Swivel Base

- Adjusts from 3" – 4 ¼".
- Base is 2" round.
- Base swivels for alignment when using arched rods.
- Recommended for use with arch top rods.
- Custom adjustable projection available for an additional charge.
- Not recommended for use with heavy treatments.

# WROUGHT IRON BRACKETS



## Socket

*Provides a solid installation with heavier treatments.*

- For inside mounting.
- Base is 1 1/2" x 3 1/2".
- Specify left or right.
- When ordering, specify exact inside mount dimensions. We will make deductions.

**NEW!**



## Low profile (LP) Socket

*Provides a minimal look.*

- For inside mounting.
- Base is low profile.
- Not recommended for use with heavy treatments.
- Specify left or right.
- When ordering, specify exact inside mount dimensions. We will make deductions.



**O.A.L.  
(overall length)**

**Ceiling**

- Base is 1 1/2" x 3 1/2".
- Ceiling brackets will be made to the minimum drop measure from the ceiling to the top of the rod as shown below. O.A.L. (overall length) is also indicated.
- 1/2" rods drop = 1 1/4", O.A.L. = 2"
- 3/4" round rods drop = 1 3/8", O.A.L. = 2 3/8"
- 3/4" twist rods, drop = 1 5/8", O.A.L. = 2 7/8"
- 1" rods, drop = 1 5/8", O.A.L. = 2 7/8"
- 1 5/8" rods, drop = 2 1/8", O.A.L. = 4"
- Custom drop available for an additional charge.



**NEW!**

## Rolled Ends

- Rolled ends can be added to any of our brackets for an additional charge.
- Base of Horizontal / Vertical brackets will not be rolled.



## Hammered Ends

- Hammered ends can be added to any of our brackets for an additional charge.
- Base will not be hammered on Horizontal / vertical brackets.



## Welded Rosette

- Rosette can be welded to front of bracket for an additional charge.
- Specify Rosette style.



## Corner Bracket

- Allows installation directly into a corner.
- Splices into 1" rods.
- Fits over 1/2" - 3/4" rods.
- Not recommended for use with 15/8" rods.
- Adjusts from 3"-5".
- Specify wall angles and backwall measurements. We will make deductions.
- Not recommended for use with heavy treatments.



**NEW!**

## Wood Pole Brackets

- Available for: 1 3/8", 2", 2 1/4" & 3" diameter wood poles.
- Base is 1 1/2" x 3 1/2".
- Specify Projection up to 10".




















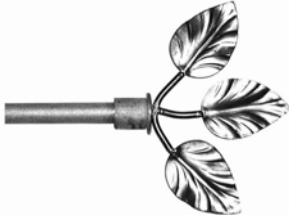






## Professional Set Screw Driver

- A must have if you plan to install multiple rods.
- Ratcheting action saves installation time.
- Includes 3 bits.
- Additional bits Available.



























# WROUGHT IRON FINIALS FOR 1/2" RODS

Pricing is listed by price group **A - K**

<p><i>Fits 1/2" rods.</i></p>  <p>Ball (1 9/16" x 1 9/16") <b>E</b></p>	<p><i>Fits 1/2" rods.</i></p>  <p>Faceted Ball (1 9/16" x 1 9/16") <b>E</b></p>	<p><i>Fits 1/2" rods.</i></p>  <p>Bird Cage (3" x 3") <b>E</b></p>	<p><i>Fits 1/2" rods.</i></p>  <p><b>NEW!</b> Corona (5/8" x 1 1/2") <b>E</b></p>
<p><i>Fits 1/2" rods.</i></p>  <p>Chaucer (4" x 2 1/4") <b>A</b></p>	<p><i>Fits 1/2" rods.</i></p>  <p>Fleur-de-lis (4 1/2" x 2 1/2") <b>B</b></p>	<p><i>Fits 1/2" rods.</i></p>  <p>French (4 3/8" x 2 1/2") <b>A</b></p>	<p><i>Fits 1/2" rods.</i></p>  <p>Carousel (1 1/2" x 1 1/4") <b>D</b></p>
<p><i>Fits 1/2" rods.</i></p>  <p>Joust (4" x 1 3/4") <b>A</b></p>	<p><i>Fits 1/2" rods.</i></p>  <p>Leaf (5 1/2" x 3 1/2") <b>A</b></p>	<p><i>Fits 1/2" rods.</i></p>  <p>Oasis (4 3/4" x 2 1/4") <b>A</b></p>	<p><i>Fits 1/2" rods.</i></p>  <p>Spanish (4 1/2" x 2 3/4") <b>A</b></p>
<p><i>Fits 1/2" rods.</i></p>  <p>Bishop (2" x 1") <b>A</b></p>	<p><i>Fits 1/2" rods.</i></p>  <p>Cathedral (6 1/2" x 3 1/2") <b>B</b></p>	<p><i>Fits 1/2" rods.</i></p>  <p>Basket (5 1/2" x 2 1/4") <b>E</b></p>	<p><i>Fits 1/2" rods.</i></p>  <p>Victoria (5 1/4" x 4") <b>B</b></p>
<p><i>Fits 1/2" rods.</i></p>  <p>Spire (4 1/4" x 1") <b>A</b></p>	<p><i>Fits 1/2" rods.</i></p>  <p>Daphne (3 3/4" x 5 3/4") <b>F</b></p>	<p><i>Fits 1/2" rods.</i></p>  <p>Star (3" x 1 1/2") <b>F</b></p>	<p><i>Fits 1/2" rods.</i></p>  <p><b>?</b> Select a Rosette for a Finial. See Rosette Section for Styles and pricing.</p>
<p><i>Fits 1/2" rods.</i></p>  <p>Fancy Scroll (2 3/4" x 6") <b>F</b></p>	<p><i>Fits 1/2" rods.</i></p>  <p>Scroll (2 3/8" x 4") <b>F</b></p>	<p><i>Fits 1/2" rods.</i></p>  <p>Crows Foot (3" x 3 3/4") <b>F</b></p>	<p><i>Fits 1/2" rods.</i></p>  <p>Flair (3" x 6") <b>F</b></p>









# WROUGHT IRON FINIALS FOR 1/2" RODS

Pricing is listed by price group **A - K**

<p><i>Fits 1/2" rods.</i></p>  <p>Heart (5" x 4") <b>F</b></p>	<p><i>Fits 1/2" rods.</i></p>  <p>Tuscania (5" x 2 1/4") <b>C</b></p>	<p><i>Fits 1/2" rods.</i></p>  <p>Charlemagne (7 3/4" x 4 1/2") <b>F</b></p>	<p><i>Fits 1/2" rods.</i></p>  <p>Brolio (4 1/4" x 3 1/2") <b>E</b></p>
<p><i>Fits 1/2" rods.</i></p>  <p>Etruscan (5 3/4" x 3 1/2") <b>F</b></p>	<p><i>Fits 1/2" rods.</i></p>  <p>Spiral (6 1/2" x 4 1/2") <b>J</b></p>	<p><i>Fits 1/2" rods.</i></p>  <p><b>NEW!</b> Curlicue (3 3/4" x 2 1/2") <b>E</b></p>	<p><i>Fits 1/2" rods.</i></p>  <p>Barcelona (2" x 1 3/4") <b>D</b></p>
<p><i>Fits 1/2" rods.</i></p>  <p>Mercury (4 1/4" x 1 3/4") <b>C</b></p>	<p><i>Fits 1/2" rods.</i></p>  <p>End Cap (3/4" x 3/4") <b>A</b></p>	<p><i>Fits 1/2" rods.</i></p>  <p>Lemon Drop (2" x 1 1/4") <b>C</b></p>	<p><i>Fits 1/2" rods.</i></p>  <p>Lucia (4 1/2" x 1 3/4") <b>D</b></p>
<p><i>Fits 1/2" rods.</i></p>  <p>Poseidon (5" x 5") <b>F</b></p>	<p><i>Fits 1/2" rods.</i></p>  <p>Fiero (5" x 2 1/2") <b>A</b></p>	<p><i>Fits 1/2" rods.</i></p>  <p>Imperial (1 1/4" x 1 7/8") <b>C</b></p>	<p><i>Fits 1/2" rods.</i></p>  <p>Schooner (2 1/2" x 1 5/8") <b>C</b></p>
<p><i>Fits 1/2" rods.</i></p>  <p><b>NEW!</b> Alba (5 1/4" x 2 1/4") <b>B</b></p>	<p><i>Fits 1/2" rods.</i></p>  <p>Orbit (3" x 3") <b>G</b></p>	<p><i>Fits 1/2" rods.</i></p>  <p>French Twist (4 3/4" x 2 1/2") <b>B</b></p>	<p><i>Fits 1/2" rods.</i></p>  <p>Nouveau (4" x 4") <b>E</b></p>
<p><i>Fits 1/2" rods.</i></p>  <p>Orb (3/4" x 1 1/4") <b>D</b></p>	<p><i>Fits 1/2" rods.</i></p>  <p>Two Tier Orb (1 1/4" x 1 1/4") <b>D</b></p>	<p><i>Fits 1/2" rods.</i></p>  <p>Three Tier Orb (1 1/2" x 1 1/4") <b>D</b></p>	<p><i>Fits 1/2" rods.</i></p>  <p>Pointed Orb (1 1/2" x 1 1/4") <b>D</b></p>

























# WROUGHT IRON FINIALS FOR 1/2" RODS

Pricing is listed by price group **A - K**

<p><i>Fits 1/2" rods.</i></p>  <p>Baby Pineapple (2 1/4" x 1 3/8") <b>D</b></p>	<p><i>Fits 1/2" rods.</i></p>  <p>Crescent (3 1/2" x 4") <b>E</b></p>	<p><i>Fits 1/2" rods.</i></p>  <p>Songbird (3 5/8" x 2") <b>F</b></p>	<p><i>Fits 1/2" rods.</i></p>  <p><b>NEW!</b></p> <p>Needle (2" x 1 1/2") <b>D</b></p>
<p><i>Fits 1/2" rods.</i></p>  <p>Bullet (1 1/4" x 1 1/4") <b>D</b></p>	<p><i>Fits 1/2" rods.</i></p>  <p><b>NEW!</b></p> <p>Nubia (1 1/4" x 1 1/4") <b>D</b></p>	<p><i>Fits 1/2" rods.</i></p>  <p>Diamond (5 1/4" x 2") <b>D</b></p>	<p><i>Fits 1/2" rods.</i></p>  <p>Moscow (5" x 1 3/4") <b>D</b></p>

























# WROUGHT IRON FINIALS FOR 3/4" & 1" RODS

Pricing is listed by price group **A - K**

<p><i>Fits 3/4" &amp; 1" rods.</i></p>  <p>Ball (2" x 2") <b>G</b></p>	<p><i>Fits 3/4" &amp; 1" rods.</i></p>  <p>Faceted Ball (2" x 2") <b>G</b></p>	<p><i>Fits 3/4" &amp; 1" rods.</i></p>  <p>Flower (2 3/8" x 2 3/8") <b>I</b></p>	<p><i>Fits 3/4" &amp; 1" rods.</i></p>  <p>Taj Mahal (3 1/2" x 2") <b>F</b></p>
<p><i>Fits 3/4" &amp; 1" rods.</i></p>  <p>Sherwood (3 3/8" x 2") <b>G</b></p>	<p><i>Fits 3/4" &amp; 1" rods.</i></p>  <p>Chandra (5 1/2" x 4 1/4") <b>I</b></p>	<p><i>Fits 3/4" &amp; 1" rods.</i></p>  <p>Victoria (5 1/4" x 4") <b>G</b></p>	<p><i>Fits 3/4" &amp; 1" rods.</i></p>  <p>Charo (3" x 1 1/2") <b>D</b></p>
<p><i>Fits 3/4" &amp; 1" rods.</i></p>  <p>Barcelona (2 1/2" x 2 1/2") <b>G</b></p>	<p><i>Fits 3/4" &amp; 1" rods.</i></p>  <p>Terrace (2 1/2" x 2 1/4") <b>G</b></p>	<p><i>Fits 3/4" &amp; 1" rods.</i></p>  <p><b>NEW!</b> Trepid (2" x 1 1/2") <b>F</b></p>	<p><i>Fits 3/4" &amp; 1" rods.</i></p>  <p>Bishop (2 1/2" x 1 1/2") <b>D</b></p>
<p><i>Fits 3/4" &amp; 1" rods.</i></p>  <p>Kingston (2" x 2 1/2") <b>H</b></p>	<p><i>Fits 3/4" &amp; 1" rods.</i></p>  <p>Hampton (1" x 1 1/2") <b>F</b></p>	<p><i>Fits 3/4" &amp; 1" rods.</i></p>  <p><b>NEW!</b> Corona (7/8" x 2") <b>G</b></p>	<p><i>Fits 3/4" &amp; 1" rods.</i></p>  <p><b>NEW!</b> Cora (1 3/8" x 2") <b>I</b></p>
<p><i>Fits 3/4" &amp; 1" rods.</i></p>  <p><b>NEW!</b> Lora (1 3/4" x 1 1/2") <b>F</b></p>	<p><i>Fits 3/4" &amp; 1" rods.</i></p>  <p>Lemon Drop (2 3/4" x 1 1/4") <b>D</b></p>	<p><i>Fits 3/4" &amp; 1" rods.</i></p>  <p><b>NEW!</b> Cylinder (2" x 1 1/2") <b>G</b></p>	<p><i>Fits 3/4" &amp; 1" rods.</i></p>  <p><b>NEW!</b> Cube (2" x 2") <b>H</b></p>
<p><i>Fits 3/4" &amp; 1" rods.</i></p>  <p><b>NEW!</b> Empress (1 3/4" x 2") <b>H</b></p>	<p><i>Fits 3/4" &amp; 1" rods.</i></p>  <p>Vega (2 1/4" x 2") <b>H</b></p>	<p><i>Fits 3/4" &amp; 1" rods.</i></p>  <p>Bird Cage (3" x 3") <b>E</b></p>	<p><i>Fits 3/4" &amp; 1" rods.</i></p>  <p>Basket (5 1/2" x 2 1/4") <b>E</b></p>












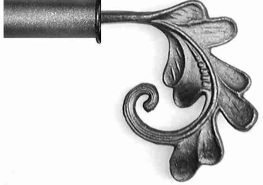












# WROUGHT IRON FINIALS FOR 3/4" & 1" RODS

Pricing is listed by price group **A - K**

<p><i>Fits 3/4" &amp; 1" rods.</i></p>  <p>Fancy Scroll (2 3/4" x 6") <b>F</b></p>	<p><i>Fits 3/4" &amp; 1" rods.</i></p>  <p>Flair (3" x 6") <b>F</b></p>	<p><i>Fits 3/4" &amp; 1" rods.</i></p>  <p>Crows Foot (3" x 3 3/4") <b>F</b></p>	<p><i>Fits 3/4" &amp; 1" rods.</i></p>  <p>Scroll (2 3/8" x 4") <b>F</b></p>
<p><i>Fits 3/4" &amp; 1" rods.</i></p>  <p><b>NEW!</b></p> <p>Zolle (4 1/2" x 2 3/4") <b>F</b></p>	<p><i>Fits 3/4" &amp; 1" rods.</i></p>  <p>Spiral (6 1/2" x 4 1/2") <b>J</b></p>	<p><i>Fits 3/4" &amp; 1" rods.</i></p>  <p>Pineapple (5 1/2" x 2 1/2") <b>G</b></p>	<p><i>Fits 3/4" &amp; 1" rods.</i></p>  <p>Charlemagne (7 3/4" x 4 1/2") <b>G</b></p>
<p><i>Fits 3/4" &amp; 1" rods.</i></p>  <p><b>NEW!</b></p> <p>Plume (7 1/2" x 3") <b>C</b></p>	<p><i>Fits 3/4" &amp; 1" rods.</i></p>  <p>Daphne (3 3/4" x 5 3/4") <b>F</b></p>	<p><i>Fits 3/4" &amp; 1" rods.</i></p>  <p>Tuscania (5" x 2 1/4") <b>C</b></p>	<p><i>Fits 3/4" &amp; 1" rods.</i></p>  <p>Etruscan (5 3/4" x 3 1/2") <b>F</b></p>
<p><i>Fits 3/4" &amp; 1" rods.</i></p>  <p>Brolio (4 1/4" x 3 1/2") <b>E</b></p>	<p><i>Fits 3/4" &amp; 1" rods.</i></p>  <p>Heart (5" x 4") <b>F</b></p>	<p><i>Fits 3/4" &amp; 1" rods.</i></p>  <p>French (4 1/4" x 3 1/4") <b>D</b></p>	<p><i>Fits 3/4" &amp; 1" rods.</i></p>  <p>Joust (5 1/4" x 2 1/2") <b>C</b></p>
<p><i>Fits 3/4" &amp; 1" rods.</i></p>  <p>Lucia (4 1/2" x 1 3/4") <b>D</b></p>	<p><i>Fits 3/4" &amp; 1" rods.</i></p>  <p>Acorn (4" x 2 1/2") <b>D</b></p>	<p><i>Fits 3/4" &amp; 1" rods.</i></p>  <p>Vine (5" x 5") <b>I</b></p>	<p><i>Fits 3/4" &amp; 1" rods.</i></p>  <p>Gyro (5" x 5") <b>K</b></p>
<p><i>Fits 3/4" &amp; 1" rods.</i></p>  <p>Branch (6" x 7") <b>K</b></p>	<p><i>Fits 3/4" &amp; 1" rods.</i></p>  <p><b>NEW!</b></p> <p>Cork Screw (6" x 1 1/2") <b>H</b></p>	<p><i>Fits 3/4" &amp; 1" rods.</i></p>  <p>Poseidon (5" x 5") <b>F</b></p>	<p><i>Fits 3/4" &amp; 1" rods.</i></p>  <p>Diamond (5 1/4" x 2") <b>D</b></p>




















# WROUGHT IRON FINIALS FOR 3/4" & 1" RODS

Pricing is listed by price group **A - K**

<p><i>Fits 3/4" &amp; 1" rods.</i></p>  <p>Andromeda (5 1/4" x 5 1/4") <b>I</b></p>	<p><i>Fits 3/4" &amp; 1" rods.</i></p>  <p>Bangkok (7" x 3 3/4") <b>F</b></p>	<p><i>Fits 3/4" &amp; 1" rods.</i></p>  <p>French Twist (4 3/4" x 2 1/2") <b>B</b></p>	<p><i>Fits 3/4" &amp; 1" rods.</i></p>  <p>Spike (3 1/2" x 1 1/2") <b>D</b></p>
<p><i>Fits 3/4" &amp; 1" rods.</i></p>  <p>Orbit (6" x 6") <b>H</b></p>	<p><i>Fits 3/4" &amp; 1" rods.</i></p>  <p>Simple Basket (7 1/2" x 2 1/4") <b>E</b></p>	<p><i>Fits 3/4" &amp; 1" rods.</i></p>  <p>Vienna (6 1/4" x 2") <b>F</b></p>	<p><i>Fits 3/4" &amp; 1" rods.</i></p>  <p>Queen of Hearts (6 1/2" x 2 3/4") <b>G</b></p>
<p><i>Fits 3/4" &amp; 1" rods.</i></p>  <p>Tail Feather (6" x 3") <b>G</b></p>	<p><i>Fits 3/4" &amp; 1" rods.</i></p>  <p>Navajo (6" x 3 1/4") <b>G</b></p>	<p><i>Fits 3/4" &amp; 1" rods.</i></p>  <p>Seville (5" x 5") <b>F</b></p>	<p><i>Fits 3/4" &amp; 1" rods.</i></p>  <p>Adela (5" x 4 3/4") <b>F</b></p>
<p><i>Fits 3/4" &amp; 1" rods.</i></p>  <p>Spear (5 1/4" x 4") <b>C</b></p>	<p><i>Fits 3/4" &amp; 1" rods.</i></p>  <p>Nouveau (5" x 5") <b>G</b></p>	<p><i>Fits 3/4" &amp; 1" rods.</i></p>  <p>Aurora (6" x 2 3/4") <b>F</b></p>	<p><i>Fits 3/4" &amp; 1" rods.</i></p>  <p><b>NEW!</b> Filigree (4 3/8" x 4 5/8") <b>E</b></p>
<p><i>Fits 1" round rods only. Adjustable brackets required!</i></p>  <p>Return <b>I</b> Adds 5" to rod length per side. Specify 3 1/2" or 6" projection.</p>	<p><i>Fits 1" round rods only. Adjustable brackets required!</i></p>  <p>Return with base <b>J</b> Adds 5 1/4" to rod length per side. Specify 3 1/2" or 6" projection.</p>	<p><i>Fits 3/4" &amp; 1" rods.</i></p>  <p>Moscow (8" x 2 3/4") <b>F</b></p>	<p><i>Fits 3/4" &amp; 1" rods.</i></p>  <p><b>?</b> Select a Rosette for a Finial. See Rosette Section for styles and pricing.</p>
<p><i>Fits 3/4" &amp; 1" rods.</i></p>  <p>End Cap (1" x 1 3/8") (For 3/4" twist &amp; round rod) <b>A</b></p>	<p><i>Fits 3/4" &amp; 1" rods.</i></p>  <p>End Cap (1/8" x 1 3/8") (For 1" round &amp; square rod) <b>A</b></p>	<p><i>Fits 3/4" &amp; 1" rods.</i></p>  <p>Acropolis (6" x 1") <b>D</b></p>	<p><i>Fits 3/4" &amp; 1" rods.</i></p>  <p>Plumbum (5 1/4" x 1 1/4") <b>D</b></p>

# WROUGHT IRON FINIALS FOR 3/4" & 1" RODS

Pricing is listed by price group **A - K**

<p><i>Fits 3/4" &amp; 1" rods.</i></p>  <p>Abigail (5" x 7") <b>H</b></p>	<p><i>Fits 3/4" &amp; 1" rods.</i></p>  <p>Fern (3 1/4" x 1 3/4") <b>H</b></p>	<p><i>Fits 3/4" &amp; 1" rods.</i></p>  <p>Coreo (6" x 2 1/4") <b>E</b></p>	<p><i>Fits 3/4" &amp; 1" rods.</i></p>  <p>Verona (6 1/2" x 4") <b>F</b></p>
<p><i>Fits 3/4" &amp; 1" rods.</i></p>  <p>Iron Knot (6" x 2 1/4") <b>K</b></p>	<p><i>Fits 3/4" &amp; 1" rods.</i></p>  <p>Serena (6" x 1 3/4") <b>D</b></p>	<p><i>Fits 3/4" &amp; 1" rods.</i></p>  <p>Spring (5 1/2" x 2 1/2") <b>K</b></p>	<p><i>Fits 3/4" &amp; 1" rods.</i></p>  <p>Serpentine (8 1/4" x 1 1/4") <b>J</b></p>
<p><i>Fits 3/4" &amp; 1" rods.</i></p>  <p>Crescent (3 1/2" x 4") <b>E</b></p>	<p><i>Fits 3/4" &amp; 1" rods.</i></p> E	<p><i>Fits 3/4" &amp; 1" rods.</i></p>  <p>Loop (7 1/2" x 2 1/4") <b>E</b></p>	<p><i>Fits 3/4" &amp; 1" rods.</i></p> D
<p><i>Fits 3/4" &amp; 1" rods.</i></p>  <p>Valiant (5 1/2" x 2 1/2") <b>E</b></p>	<p><i>Fits 3/4" &amp; 1" rods.</i></p>  <p>Urn (4" x 1 1/2") <b>F</b></p>	<p><i>Fits 3/4" &amp; 1" rods.</i></p>  <p>Cathedral (6 1/2" x 3 1/2") <b>C</b></p>	<p><i>Fits 3/4" &amp; 1" rods.</i></p>  <p>Songbird (3 5/8" x 2") <b>F</b></p>
<p><i>Fits 3/4" &amp; 1" rods.</i></p>  <p>Pyramid (3 1/4" x 1 1/4") <b>C</b></p>	<p><i>Fits 3/4" &amp; 1" rods.</i></p>  <p>Arrow Head (5" x 2") <b>C</b></p>	<p><i>Fits 3/4" &amp; 1" rods.</i></p>  <p>Fleur-de-lis (4 1/2" x 2 1/2") <b>D</b></p>	<p><i>Fits 3/4" &amp; 1" rods.</i></p>  <p>Spire (6 1/4" x 2") <b>F</b></p>
<p><b>Wood pole adapter</b></p>  <p><b>NEW!</b></p> <ul style="list-style-type: none"> <li>• Allows any of our finials to fit a wood pole!</li> <li>• Available for: 1 3/8", 2", 2 1/4" &amp; 3" diameter wood poles.</li> <li>• Collar fits over end of pole and tightens with a set screw on backside.</li> <li>• Specify finial and wood pole diameter.</li> <li>• Wood pole brackets available (see page 8).</li> </ul>			